

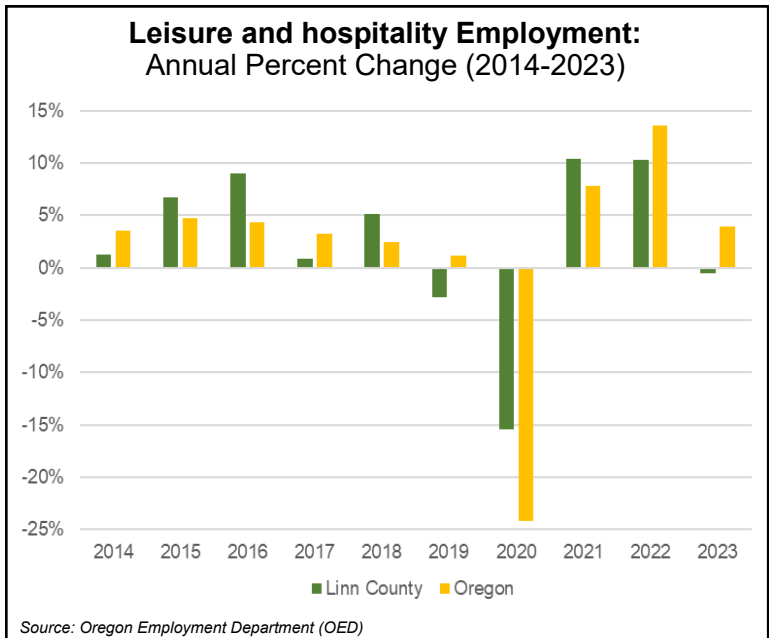
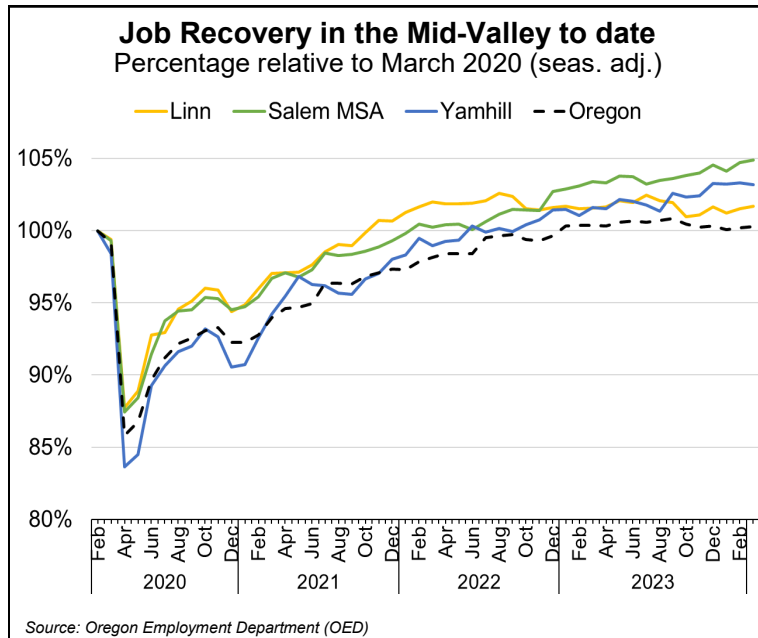
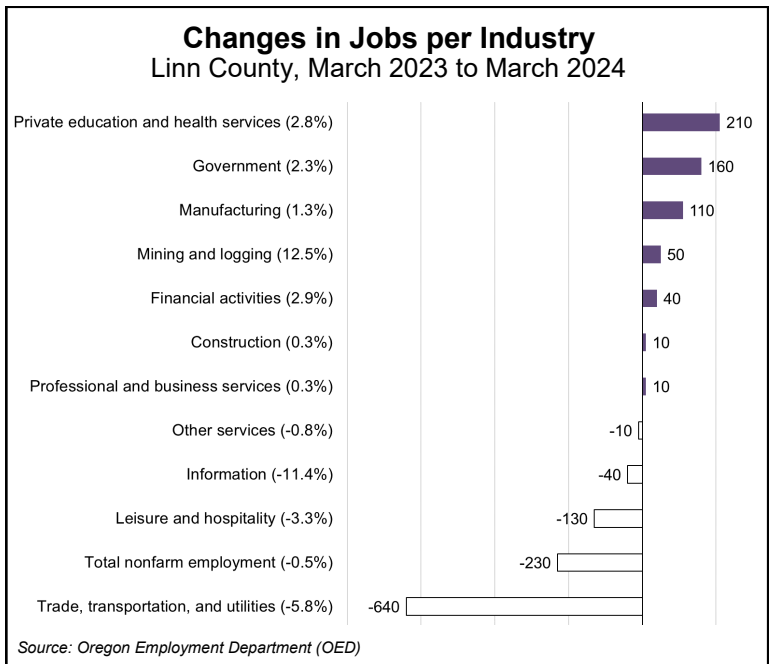
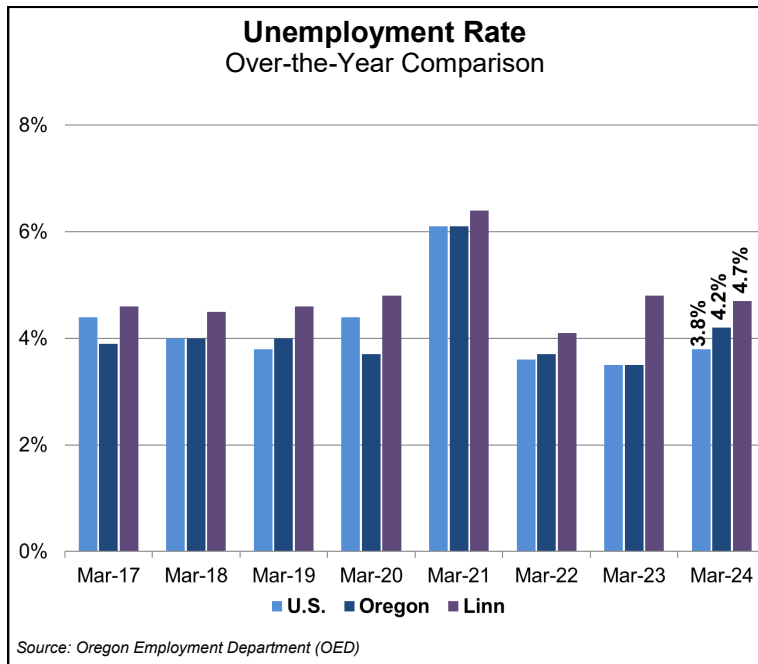
## Mid-Valley Economic Indicators— Linn County, March Data

Linn County's seasonally adjusted unemployment rate was 4.7% in March, up from February's rate of 4.6%. Oregon's statewide unemployment rate in March was 4.2%, matching its revised February rate of 4.2%. During this time, seasonally adjusted employment increased by 80 jobs, and employment is now 780 jobs, or 1.7% above the March 2020 pre-pandemic employment level.

From March of last year to March of this year, total nonfarm employment decreased by 0.5%, or by 640 jobs. Private education and health services had the largest employment gains over the year (+210 jobs), followed by the public sector (+160 jobs). The trade, transportation, and utilities industry had the greatest employment losses (-640 jobs), followed by leisure and hospitality industry (-230 jobs).

**LEISURE AND HOSPITALITY GROWTH**— On an annual average basis, Oregon's leisure and hospitality sector gained 7,900 jobs or 4% in 2023. That compares with a gain of 23,700 jobs or 13.6% growth in 2022. Oregon has not yet reached its pre-pandemic level of employment, which was an annual average of 213,900 in 2019 and 206,500 in 2023.

After gaining 360 jobs in 2022, Linn County's leisure and hospitality sector stayed relatively flat in 2023 with a loss of 20 jobs (-0.5%). With these employment gains, the leisure and hospitality employment stands at 3,840 in 2023, which is 20 jobs below its pre-pandemic peak employment in 2018.



**For more information and/or to be added to the monthly e-mail distribution list, contact:**

Jordan Macias, Workforce Analyst, Oregon Employment Dept.  
Serving Linn, Marion, Polk and Yamhill counties  
[jordan.a.macias@employ.oregon.gov](mailto:jordan.a.macias@employ.oregon.gov) | Tel.: (541) 223-4954

**Join the conversation and stay informed.**

[Qualityinfo.org/mid-valley](http://Qualityinfo.org/mid-valley)

Contact us for online presentations and speaking engagements.